



VIETNAM IN FOCUS
PHOTO TOURS AND WORKSHOPS



Vietnam in Focus

We run highly-acclaimed photography adventures to the most spectacular and fascinating parts of Vietnam, from north to south and everywhere in between. We aim to get you off the beaten track and discovering the real Vietnam with your camera.

Our photography tours have been specially designed to give you rich opportunities for photographic storytelling, as well as an unforgettable adventure. They also offer a premium experience, from professional photography tuition in a small group to stylish and comfortable accommodation. On one of our tours you may find yourself mixing with H'mong and Red Dzao hill tribes at a dawn market and turning in for the night at a luxurious mountain eco-lodge. Or you could be photographing from a train window as you cross the Hai Van Pass at sunset, before enjoying cocktails at a boutique beachside resort.

Contents

CITY AND VILLAGE

PHOTOGRAPHY DAY TOURS

8

HANOI

Hanoi has a unique, understated allure. Sure, there's sightseeing to do, but the real attraction is the city's street life, the maze-like alleyways, the railway village, and the bustling local markets. It's the conical-hatted cycle traders, the delicious street food you eat on plastic pavement stools, the crumbling colonial architecture and the cafe-circled lakes. It's so many things, and it all makes for a visual feast. Whether you're setting off along the railway tracks, shooting sunrise from Long Bien Bridge or mixing with locals at Ho Chi Minh's Mausoleum in the evening, your pictures and memories from one of our Hanoi tours will stay with you



14

SAIGON

Saigon (like most Saigonese, we prefer the old name) is all about streetlife, much like Hanoi. But Saigon's pace, style and soul is very different to the northern capital. In Saigon, the presence of the modern can be more keenly felt, and its towering, ramshackle apartment blocks offer Hong Kong-like urban scenes. The locals also set up impromptu markets and food streets in some of these apartment quadrants, which make a fascinating visit and even more unique opportunities for portraiture and street photography. Pop down an alleyway in one of the 'hem' (local neighbourhoods) and you'll find a Saigon of the past – pagodas, cycling vendors, street hairdressers – rubbing shoulders with the people of a 21st century city.



16

DANANG

Danang is one of Vietnam's fastest-growing metropolises, and probably its most liveable and modern. The New York Times ranked it number 15 in 2019's list of must-visit global travel spots, calling it 'the Miami of Vietnam'. Stunning beaches like My Khe and the nearby jungle of Son Tra peninsula, as well as easy access to Hoi An, make it one of the best-located cities imaginable. But the city's famously hospitable locals are what really make Danang stand out. Bring a smile, and you're sure to find yourself suddenly making new friends over a beer and seafood snack. Our On the Waterfront and Riverside by Night tours are all about getting you behind the scenes to capture the real Danang.

ACROSS COUNTRY

FEATURED PHOTOGRAPHY TOURS

20

VIETNAM BY RAIL

Travel from Saigon to Hanoi on Vietnam's Reunification Express while learning the art of travel photography.

26

GOLDEN HARVEST

14 Days through Northern Vietnam on our ultimate mountain photo adventure, Capture 'golden season' on the towering rice terraces of Mu Cang Chai and Sapa.

32

MYANMAR BY RAIL

Climb aboard for a 14 day photographic adventure along the tracks of its nationwide railway, from bustling Yangon to the ancient temples of Bagan, exotic Mandalay to the placid waters of Inle Lake.

38

OPIUM TRAIL

13 days following Vietnam's historical opium trade and the environment it flourished in





Our Passion

Vietnam in Focus originated from our combined passions for photography, travel and Vietnam. We are working photographers, obsessive explorers and full-time students of Vietnam, and we love to share our passion with guests. We're also passionate about making a real difference, and work with local NGOs to improve people's lives and the environment in Vietnam



Photography Day Tours

Discover local life while learning how to take great pictures on one of our acclaimed photography tours.

We made our name creating original 'untouristic' tours especially for people who love photography and real adventure. We were the first tour company in Hanoi to bring people to the city's railway village, on our Hanoi On the Tracks tour. We were also the first to even think of taking guests to Long Bien at 4:00 in the morning to experience the market in full swing. We've continued the Vietnam in Focus way with tours like Danang On the Waterfront, Hai Van Pass Horizons and Saigon On the Tracks - all of them pioneers in their respective areas.

On a day photo tour with us, expect to get off the beaten track, mix it with the locals, learn new photography skills and come away with pictures to make you proud. And expect to get up early - after all, that's when we get the best shots.



ULTIMATE HANOI

LOCATION: HANOI

TOUR LENGTH: Full Day - 5:15am till 10:00pm

Got limited time but want to pack the most photos and fun into your Hanoi visit? Try our Ultimate Hanoi Photo Experience. From bustling Old Quarter markets to colourful craft villages and moody night-life, this is the number one way to experience and photograph the true Hanoi vibe.

Discover and photograph one of the north's most fascinating and colourful craft villages, Quang Phu Cau. Only about an hour by car from Hanoi, the villagers here produce traditional bright red incense, making for stunning imagery at all stages of the process

Quang Phu Cau Village is awash with colour and spectacle. Red and Orange being the primary colours on display against a wonderful traditional Vietnamese village backdrop. Portraits of villagers and wide angle shots of workers amongst a colour rich background make for amazing and technically brilliant photographs.



EXPECTATIONS

Expect to take a plethora of images on our Ultimate Hanoi private photography day tour. We'll be shooting from dawn till dusk and beyond. Capture urban hanoi and the outlying incense and basket weaving craft villages. Our photographer guides will guide you through the day. At each location, new techniques and photographic scenarios will be explored.

TOUR HIGHLIGHTS

During the day you will be visiting some amazing areas of Hanoi and some very special locations.

- Long Bien Market
- Long Bien Bridge (incl Moving Train)
- Hanoi's Old Quarter
- Incense Village
- Wicker Basket Village
- Hanoi by Night
- Hoan Kiem Lake
- St Joseph's Cathedral
- Tran Quoc Pagoda
- Changing of the Guard

EQUIPMENT

- DSLR Camera / Film Camera
- Smartphone
- Memory Cards
- Fully Charged Batteries
- 12-40mm Lens (Wide Angle)
- 45-150mm Lens (Standard or Zoom)

INCLUDES

- Hotel Pickup
- Private car
- Non-alcoholic beverages
- Breakfast
- Lunch
- Dinner
- Professional Photographer Guide
- Hotel Drop Off

EXCLUDES

- Gratuities



ITINERARY

5:15am - Hotel Pickup

We drop by 'train street' to capture the action as dawn locomotives rumble past and local Hanoians start their day. Then it's time to hit century-old Long Bien bridge, for a view over the city's biggest and craziest wet market. We'll mingle among the traders and market stalls for unique images of authentic Hanoi life.

We wander through the Old Quarter for a delicious local breakfast (our favourite Hanoi pho or banh my) and rejuvenating Vietnamese coffee, and then jump into our private car and head 1.5 hours south to Quang Phu Cau Incense Village. Here we'll capture incredible images of incense drying in the sun - a rhapsody in red just made for travel photographers. We'll also be shooting plenty of images in the village workshops, perfect for portraits of working life.

Time for a quick local lunch before driving east, and over the Red River. Our destination is a little-known delta village with a tradition of making wicker fish traps. These traps are no longer in common use, meaning the tradition is on the verge of dying out. We'll be able to capture portraits of the local villagers at work on the traps, and have a chance to hear some fascinating stories of their life in the past.

Time to head back to Hanoi in late afternoon, and we'll take the rural Red River dyke road, meaning a chance to capture authentic images of countryside life as the sun goes down. We have dinner at a gourmet restaurant in the Old Quarter, before heading out for our final adventure in the capital, a Hanoi by Night tour. We explore the best and least-known Old Quarter spots to photograph after dark, culminating in an atmospheric shoot among the crowds outside Ho Chi Minh's mausoleum.



HANOI ON THE TRACKS

LOCATION: HANOI

TOUR LENGTH: Morning - 5:30am till 9:30am

Experience the real local atmosphere of life along Hanoi's railway, without all the tourist cafes and instagrammers. Capture the train rolling between the houses. Explore the morning markets, lakes and parks full of local Hanoians starting their day.



ITINERARY

5:00am - Hotel pick-up

5:30am - We start the tour on a small 'train street' near Hanoi Railway Station. There is an introduction to the tour and overview of camera settings.

6:00am - We focus on the 'context' shot, and just after 6am, our first train comes rattling through for a classic image. We'll be set up well for this picture, getting the perfect vantage point.

6:30am - We wander along the small street. Here the photographic emphasis is on capturing life around the tracks, and the businesses and activities that spring up alongside. We'll capture pictures of people in their daily lives here.

7:00 am - We now arrive at a small market on the tracks. Locals are selling fresh vegetables, meat and all sorts of daily goods. It's the perfect chance to snap some more images of daily life and portraits of the locals.

7:30 am - We head into a small nearby park, where people are doing their morning exercises. This is a visual feast for people photography, and we'll be capturing classic images of local Hanoians.

8:30am - Time for a quick tea break and review of pictures taken so far.

9:00am - We get back onto the tracks again for another shot of the train coming through, this time capturing the chaos of traffic around the locomotive as it steams through.

9:30am - We now head for a local breakfast, coffee and picture selection before hailing a cab back to your hotel.



HANOI EXPLORER

LOCATION: HANOI

TOUR LENGTH: Morning - 5:15pm till 9:30am

Capture and explore Hanoi. On our private half-day photography tour through the cities Old Quarter, experience the morning markets and life around the inner-cities railway as well as the historic monuments of this historic city.

ITINERARY

5:15am - Begin your tour with a 5:15am pickup from your central Hanoi hotel (later pickups can be arranged on request) and set out to explore the city with your private guide, an experienced photographer.

5:30am - You'll head straight for 'train street' junction on Tran Phu Street as the morning train for Hai Phong rolls past. You'll catch the train going through as early morning commuters set out for the day. You then get another cab to Long Bien Bridge.

6am - After an introduction to the basic photography techniques and settings that you will need, stroll along Long Bien Bridge to shoot your first landscape shots, with the dramatic city skyline in the background, and the bustling market below.

6:30am - Next, head down to Long Bien market, Hanoi's biggest wet market, where you'll have a chance to shoot everyday scenes and snap candid shots of local workers, shoppers, and families.

7:30am - Follow your guide through the winding streets and alleyways of Hanoi's Old Quarter, stopping to practice street photography and portrait photography techniques along atmospheric Hang Thiec and Thuoc Bac streets.

8:30am - Continue to Hang Vai, Phung Hung and the railway tracks, where you'll learn how to add a storytelling element to your photos as you stroll around the residential districts.

9am - After around three hours of walking, head to a local cafe in central Hanoi, where you'll enjoy coffee and snacks.

9:30am - Farewell



LONG BIEN SUNRISE

LOCATION: HANOI

TOUR LENGTH: Morning - 4:00am till 8:30am

Capture bustling Long Bien morning market, as thousands of deliveries from the provinces and farther-flung regions of Vietnam provide the traders with stock. From century-old Long Bien Bridge, we learn how to introduce a photo story with a 'context' or 'landscape' shot.



ITINERARY

4:00am - Hotel pick-up, and head for Long Bien market. Hanoi's streets are deserted at this time - but the market is a colourful hive of activity.

4:30am - The tour begins on Long Bien Bridge, where we have a briefing on the day's shoot and overview of Long Bien market. Introduction to camera and camera settings. Our focus now is now on the context or establishing shot - how we introduce a picture story.

5:30am - We head down into the busy market, where we are learning how to photograph people. The emphasis is on photographing relationships - between people, their work and the surrounding environment. We learn how to compose pictures quickly, choosing the point of focus, capturing movement.

6:30am - 15 minute break for tea/coffee.

6:45am - We are now exploring detail and portrait shots, with market goods and workers as our subjects. For the portrait shots, we spend time looking at different ways to approach people to get the photos we want. There are many ways to achieve this, and different methods work for different photographers.

7:50am - We head back along Old Quarter streets to a local Cafe. The streets of Hanoi are awake now, offering plenty of opportunities for colourful pictures of daily life. Over breakfast and coffee, it's time to review the morning's shoot and choose our 3 picture story.

8:30am - Farewell



THO HA HANDICRAFT VILLAGE

LOCATION: HANOI

TOUR LENGTH: 8Hours - 5:00am till 2:00pm

Explore Tho Ha, a traditional riverside village renowned for its charming architecture and production of rice paper. A unique photo adventure along the Red River Delta



ITINERARY

5:00am - Hotel pick-up

6:30am - Arrive in Bac Ninh, breakfast

7:00am - We catch the ferry to Tho Ha Village and learn how the residents manufacture rice paper. We have a portrait and working-relationship shoot focusing on the work of the artisans here.

8:30am - Time to explore Tho Ha village market, a typical countryside 'cho' of busy stalls and chatty traders.

9:00am - We have a photographic wander through Tho Ha's narrow village alleyways where people hang rice paper out to dry in the sun.

10:00am - Catch the ferry and head up to Bo Da, a beautiful ruined pagoda dates back to the 11th century. Our focus is now on landscape and architectural photography.

12:00pm - Lunch in Bac Ninh

2:00pm - Return to Hanoi and hotel drop-of



QUANG PHU CAU INCENSE VILLAGE

LOCATION: HANOI

TOUR LENGTH: 6Hours - 8:30am till 2:30pm

Discover and photograph one of the north's most fascinating and colourful craft villages, Quang Phu Cau. Only about an hour by car from Hanoi, the villagers here produce traditional bright red incense, making for stunning imagery at all stages of the process

Quang Phu Cau Village is awash with colour and spectacle. Red and Orange being the primary colours on display against a wonderful traditional Vietnamese village backdrop. Portraits of villagers and wide angle shots of workers amongst a colour rich background make for amazing and technically brilliant photographs.

ITINERARY

8:30am - We pick you up at your hotel and head out of Hanoi by car at arriving in Quang Phu Cau

10:00am - The villagers have already set out incense to dry in various formations, and we'll get pictures of people working among this sea of red. We'll have time to capture a variety of shots of the workers in action. We also venture further into the village workshops, shooting images of the incense-making process, including bamboo chopping, dipping the sticks in dye, and the creation of incense paste. We'll take more images of the friendly locals who have worked on producing incense in this village for generations.

12:00pm - We leave the village at noon, as the workers are preparing for lunch, and head back to Hanoi for a bite before saying farewell at 2:30pm.





NINH BINH

LOCATION: HANOI

TOUR LENGTH: Full Day - 6:00am till 8:00pm

Discover classic lowland northern Vietnam on this one day photo adventure to Ninh Binh province. Our trip includes a two-hour boat journey at Tam Coc Nature Reserve, or 'Ha Long Bay on land', a photographic exploration of historic Bich Dong Pagoda, and a sunset climb to Hang Mua, with incredible views over the paddies and river valleys of this beautiful region. Learn the art of great travel photography while exploring one of northern Vietnam's most scenic and culturally-rich provinces.



EXPECTATIONS

Ninh Binh is all about its landscape, lakes and caves. During the slow boat trip through the valley we'll be exploring landscape photography setting ourselves up for the day to come, with ample portraits of villagers and the boat people of Tam Coc Valley.

To reach the peaks and viewpoints for our spectacular landscape shots we'll be hiking and climbing a fair bit of terrain. So you'll need to be dressed appropriately and travelling light is essential.

TOUR HIGHLIGHTS

During the day you will be visiting some amazing areas of Hanoi and some very special locations.

- Ning Binh Province
- Hung Mua Cave
- Tam Coc Nature Reserve
- Boat Trip
- Bich Dong Pagoda
- Van Long Nature Reserve
- Rice Fields

EQUIPMENT

- DSLR Camera / Film Camera
- Smartphone
- Memory Cards
- Fully Charged Batteries
- Wide Angle or Zoom Lens
- Tripod
-

INCLUDES

- Private Car
- Non-alcoholic beverages
- lunch
- Professional Photographer Guide

EXCLUDES

- Gratuities



ITINERARY

6am - Hotel pick-up and departure by minibus for Ninh Binh. Please order a packed breakfast from your hotel, or if you prefer we will stop for a quick pho or banh may along the way.

7:30am - Arrival at Tam Coc and boat trip through valley and caves. We have time for short walks up to various vantage points, which is where we'll be shooting some fantastic landscapes. We'll also be able to shoot portraits of the rower-women of Tam Coc, with their permission, of course.

10am - Now we explore historic Bich Dong Pagoda, a World Heritage-listed site, and a great spot for atmospheric photos of crumbling architecture against a backdrop of mountains and rivers.


11:30am - We head back to Tam Coc for lunch, followed by coffee and feedback on photos taken so far.

1:30pm - We drive over to Van Long nature reserve, where we'll enjoy another boat trip along the river and through various caves. Van Long is home to many types of migratory bird, and we'll be able to photograph them at certain points as we cruise.

3:30pm - We now head to Hang Mua, and it's a steep climb up 500 steps to shoot one of Vietnam's most iconic landscapes. It's worth the sweat, and we'll take our time, with plenty of breaks along the way.

6:30pm - We hit the road back to Hanoi.

8pm - Return to Hanoi and hotel drop-off



HANOI BY NIGHT

LOCATION: HANOI

TOUR LENGTH: Evening - 6:00pm till 10:00pm

Explore the excitement of Hanoi in low-light, capturing the bustle of evening life around some of the city's most intriguing landmarks. We start out at ancient O Quan Chuong Gate, in the beating heart of the city's Old Quarter, before exploring the vibrant streets nearby. Then we're high above French-built Long Bien Bridge, shooting traffic and trains as they cross the Red River. From here, we head over to Ba Dinh Square, where Ho Chi Minh once read Vietnam's Declaration of Independence, and now a popular evening gathering place for local families. We photograph the atmospheric lowering of the Vietnamese flag in front of Ho Chi Minh's Mausoleum by Uncle Ho's white-uniformed guards. Last stop is Huu Tiep Lake, final resting place of an American B52 shot down during the war, and the perfect spot to work on our long exposure game. It all makes for an unforgettable evening exploring a photographer's Hanoi.



ITINERARY

6:30pm After pick-up from your hotel, we head straight out to Hang Chieu Street, which passes through historic O Quan Chuong Gate. The gate is a perfect backdrop for capturing moving light trails from traffic passing through. We will cover the camera settings required and explore composition from a fixed position using a tripod.

7pm We then set off on foot in the surrounding area, capturing shop keepers, pedestrians and motorbikes whizzing by in the early evening. Different shutter speeds and aperture settings make for creative and fun street photography while we head to a cafe with a fantastic view overlooking Long Bien bridge.

7:40pm Time for some nightscapes overlooking Long Bien Bridge while sipping local Vietnamese coffee. From our vantage point, we capture the traffic lights streaming across Long Bien Bridge over the Red River and explore more long exposure settings and compositions.

8:30pm We take a short taxi ride to Ho Chi Minh's Mausoleum to photograph the changing of the guard, a photogenic moment, as marching soldiers parade past the illuminated mausoleum.

9:15pm Another short journey by taxi takes us to a very local neighbourhood behind the mausoleum. We walk along the tiny alleyways to Huu Tiep Lake, the innocuous final resting place of an American B52 Bomber shot down during the war. Here we shoot the street-lit lake, with the B52 wreckage as our subject, and our focus is on long exposure shots with a moody atmosphere.

9:45 We'll have a quick drink and review before dropping you off at your hotel and saying farewell.



SUNDOWN IN THE COLONY

LOCATION: SAIGON

TOUR LENGTH: Evening - 4:15am till 9:00pm

Tucked away in District 3 is one of Saigon's best-kept local secrets, a throwback to the Vietnam of thirty or forty years ago. Old school apartment blocks huddle together amidst the modern city, where a bustling community of markets and street traders thrives. We head out to this area, known as 'the colony' in late afternoon, just as the streets live up for the evening's action. We'll start by shooting life in and around the apartment blocks, capturing daily activity amidst the fascinating retro architecture, and then move onto the local flower market, picturesquely sheltered overhead by hundreds of umbrellas. Our focus is on street photography, portraiture and of course low-light photography once the sun goes down. We'll also have a chance to try out some of Saigon's signature street food dishes in an area renowned for culinary excellence.



EXPECTATIONS

The tightly packed residential apartment blocks infused with the evening market and food stalls create an intense atmosphere. As the sun descends, the dark encroaching shadows flood the balconies of post war industrial architecture encouraging playfulness with light, shadows and compositions. Your photographs will be moody and atmospheric, capturing the essence of these marvelous tightly-knitted houses. At street level your lens will be full of colour and action, and street lights artificially illuminate the evening chaos that unfolds within the walls of the Colony. Portraits and street scenes will tell stories of the real heart of Saigon.

TOUR HIGHLIGHTS

- The Colony
- Post War Architecture
- Ghetto
- State Housing
- Vibrant Night Market

EQUIPMENT

- DSLR Camera / Film Camera
- Smartphone
- Memory Cards
- Fully Charged Batteries
- Wide Angle or Zoom Lens
- Tripod

INCLUDES

- Hotel Pickup
- Food and Beverages
- Professional Photographer Guide
- Hotel Drop Off

EXCLUDES

- Gratuities



ITINERARY

4:15pm - We pick you up by car from your hotel and head straight over to 'the colony' in District 3. On the way, we'll discuss the plan for the tour and our photography focus.

4:30pm - We start out exploring the fascinating apartment blocks that lie at the centre of the area. Venturing up several of the stairwells, we capture unique shots of life in this vintage accommodation. We'll be looking at how to use leading lines, angles and moments of sudden movement to shoot geometric, urban exploration-type imagery.

6pm - The sun is beginning to go down, and it's time to walk over to the flower market, which is illuminated with fluorescent lights, and a hive of action. As well as many types of flowers, the nearby food stalls sell a variety of Saigon specialties. We'll have a quick snack (or several) and a milk tea or coffee while reviewing the pictures taken so far.

6:45pm - Now it's time to wander the stalls of this area in search of portraits of the vendors and other images of local life. We'll be looking at how to approach people for photos, different types of composition and optional settings for these types of situations.

7:30pm - We now move to our last stop of the tour, a rooftop high above the city streets. We'll set up our tripods here to shoot long exposure images of the view, including street night life and a traditional pagoda.

8pm - We have a last drink in the cafe below and review our shots, before taking you back to the hotel.

9pm - Hotel drop-off



SAIGON RAILWAY VILLAGE

LOCATION: HANOI

TOUR LENGTH: Morning - 5:00am till 9:00am

Explore Saigon's amazing railway village on this exhilarating sunrise photography day tour. A true snapshot from bygone Saigon.



ITINERARY

5am - Hotel pick-up

5:30am - We start at Saigon Railway Station, with an introduction to the tour, camera settings review and a look at how to create a picture story. Our first subject is the old steam locomotive parked at the station entrance, which stands as testament to the century-long history of Vietnam's railway.


6am - Time to move on to the network of old Saigonese streets behind the station, already busy with commuters and market-goers. We'll be capturing atmospheric portraits and relationship shots of all kinds of local characters among these narrow railside alleyways. It's fascinating to see the neighbourhood waking up, and with some of the shop shutters still down, there's a minimalist vibe to the scene. We'll work on isolating passersby against these backgrounds for striking pictures of daily life.

7am - We arrive at a vibrant market, a fantastic place to capture shots of busy local life. We'll interact with the traders and shoppers for intimate portraits, and look at composition tips. With the market getting busier by the minute, it's important to tidy up our shots and make some sense of the chaos. We'll break for a glass of tea now and review our pictures so far.

8am - Turning a narrow corner, we find ourselves right next to the railway tracks, rush hour traffic pouring over the junction. During our walk we encounter railway workers manning the track points, as well as traders selling their goods to passing commuters. And of course, many trains are rolling in from the north, passing right across the junctions and towards Saigon station. We follow a narrow path running alongside the tracks.

8:30am - We now join a very quiet trackside alleyway, with houses and cafes that hark back to old Saigon. There's plenty to photograph down here, and we continue our picture story of life in Saigon's own 'railway village'.

9am - It's breakfast time, and we'll enjoy a classic Saigonese start to the day, with a delicious local breakfast. We finish up at a fantastic little trackside cafe, full of vintage cameras and other memorabilia from old Saigon - and most importantly serving delicious coffee!



DANANG ON THE WATERFRONT

LOCATION: DANANG

TOUR LENGTH: Morning- 4:15am till 9:00am

Discover a fascinating part of Danang little-known to tourists while learning the fundamentals of travel and documentary photography. We explore the city's bustling waterfront as it wakes for the new day, and deep-sea trawlers bring in their overnight catch. Fishermen carry their haul in bamboo coracles to a small curve of beach, where a vibrant market awaits. On the horizon, traditional teakwood trawlers lay at anchor in the East Sea as the rising sun turns the sky gold. It's a spectacular start to a unique photographic adventure, and we'll be looking at composition for stunning landscapes, shooting in low-light, and how to capture people amidst busy activity. From seascapes and markets, our photographic focus turns to portraits of working life, as we head up to Danang port. We mingle with ice-loaders, and capture the rhythms of their sweat-drenched labour. It all makes for an unforgettable adventure in Danang's maritime heart, with stunning pictures to document it.



EXPECTATIONS

Danang's waterfront at dawn is a mad foray of fish mongers and fishermen hauling their overnight catch up on to the beach directly to market. Sunrise tops off the scene as the early morning rays hit the coastline to semi illuminate the action that surrounds you. Low light photography is a lot of fun and fantastic technical skill to learn. A wide angle lens would be the ideal companion for this bonanza, but a good zoom lens will do justice to the amazing portrait opportunities as you get up close and personal with the locals.

Moving into the Docs you'll get a real insight into the working life in the Ice factory and the boat yards as craftsmen are busy at their jobs. Expect some fantastic action shots and portraits of workers and moving machinery

TOUR HIGHLIGHTS

During the day you will be visiting some amazing areas around Danang's waterfront and some very special locations.

- Beachside Fish Market
- Sunrise
- Danang Harbour
- Ice Factory
- Ship Builders

EQUIPMENT

- DSLR Camera / Film Camera
- Smartphone
- Memory Cards
- Fully Charged Batteries
- Wide angle or Zoom lens

INCLUDES

- Hotel Pickup
- Non-alcoholic beverages
- Breakfast
- Professional Photographer Guide
- Hotel Drop Off

EXCLUDES

- Gratuities

ITINERARY

4:15am: Hotel pick-up.

5am: Drop off at Danang city beach. Fishermen are bringing their overnight catch in from the East Sea, rowing tiny coracle boats across the tide. On the beach, a lively market is already underway, as traders sort and sell the haul of fish, squid and shrimp.

5:30am: After an introduction to the tour and the 3 picture story, we'll be focusing on shooting in lowlight. We begin with an establishing shot to set the scene as the sun rises over the East Sea, then move into the market.

6:30am: We now head through the waking streets toward the harbour. We'll stop for a quick coffee on the way, review what we've learned so far, and feedback on some of the shots we've taken.

7:15am: We cross the bridge over Danang harbour, and have another chance for a great establishing shot, overlooking the scene. Hundreds of blue Vietnamese fishing trawlers, many flying the national flag, dock together here. The city's modern skyline of gleaming office buildings and hotels forms the background.

7:45am: Time to enter the harbour, where workers are shuttling and loading ice for the boats. We'll look in more detail at how to create a story around people's work, with composition techniques for relationship and portrait shots. In the harbour, we then explore the boat building area, workers hammering, sawing and fitting the pieces of these huge vessels together. Huge cubes of ice disgorge from an ancient, growling machine and the workers use steel picks to send each block to the crusher. In the boatyard, both men and women maintain, repair and rebuild the huge teak trawlers, from oily mechanical innards to the huge orange planks that form their bows. We complete our picture story with detail and portrait shots from this enthralling corner of the city, and key to this is learning how to approach people and keep an eye out for the telling image.

8:30am: We head out of the harbour to a nearby cafe, with a local breakfast and time to review pictures take during the tour.

9am: Taxi pick up and return to your hotel



DANANG RIVERSIDE BY NIGHT

LOCATION: DANANG

TOUR LENGTH: Evening - 5:00pm till 9:15pm

Explore Danang's riviera at dusk. Capture the changing colours of the famous Dragon and Han bridges. Explore the inner city after dark and enhance your long exposure photography.

ITINERARY

5:00pm - Hotel pick-up

5:15pm - The tour begins at the Dragon Bridge. We will go over the tour focus and discuss camera basics, the 3-photo story and set up the cameras to be ready for the beginning of the tour. The focus of this tour is equally on long exposure photography with a tripod and low light street photography, both requiring quite different settings and a very different approach.

5:30pm - We'll capture sunset and the Dragon Bridge, before heading over the bridge to shoot pictures of the city and the rush hour traffic. Be prepared for some amazing views of the city skyline on one side and of a noisy and busy street on the other. We'll take our time and focus on capturing the fast-moving action of the streets in the fading light, while also looking to capture the brightening city skyline at this time.

6:00pm - We'll be visiting the pink Danang Cathedral and walking past the, now closed and quiet, Han Market on our way to the Danang City Hall, one of the most modern and architecturally interesting government buildings in Vietnam. The focus here is on the architecture and long exposure photos of the traffic moving between the buildings.

6:45pm - Making our way along the famous Le Duan shopping street and over the Han Bridge, we're back across the river, where we give our attention to the evening playground fairs. Here the focus will be on street photography and working with the lights to capture local families enjoying kids' activities.

7:15pm - Dinner and drinks at a local food place. Try out authentic local food while sitting among locals. The food is not the only attraction as the place itself and surrounding area offer plenty of photo opportunities while you enjoy your drink after dinner.

8:00pm - On the way back to the Dragon Bridge, we'll see huge lit-up billboards, dark but colorful fishing boats and plenty of new coffee shops. We'll also have time to visit a newly built pink church and we'll have more opportunities for street photography at the Son Tra Night Market.

9:00pm - Back at the Dragon Bridge and our starting point, we'll take more photos of the lit-up bridge at night. On the weekends, you'll enjoy a great fire and light show at the end of the tour.

9:15pm - Return to hotel or enjoy the rest of your evening at the many cafes and bars around here



HAI VAN PASS

LOCATION: DANANG

TOUR LENGTH: 7.5Hours - 5:30am till 1:00pm

Explore the Hai Van Pass, central Vietnam's most iconic and unique area. travel by train through the iconic mountain pass. capturing panoramic mountains and seascapes, visit the exotic fishing village at Lang Co. Documenting the daily life of the fishermen and the tranquil lagoon in which they reside.

TOUR HIGHLIGHTS

- Hai Van Pass
- Lang Co

EQUIPMENT


- DSLR Camera / Film Camera
- Smartphone
- Memory Cards
- Fully Charged Batteries
- Wide angle or Zoom lens

INCLUDES

- Hotel Pickup
- Beverages
- Breakfast
- Train Ticket
- Professional Photographer Guide
- Hotel Drop Off

EXCLUDES

- Gratuities



ITINERARY

5:30am - Hotel pick up from Danang or Hoi An

6am - We arrive at Danang train station, and before setting out we'll have time to check camera settings and enjoy a preview of the tour and workshop. We'll also have a tasty coffee and a bite to eat while waiting for the train.

6:30am - Sometimes the train is delayed, and if so we'll use this time to work on to look at some composition tips, and even shoot some portraits in the station. Once we head out, we'll set up in the local passenger carriage so we have the chance to open our window and capture shots of the train winding around the mountain. There are great views all the way along, and we'll be looking at how to compose these kinds of pictures to bring out the best in the landscape. Trains are also fantastic places to shoot portraits of both passengers and the busy train staff. We'll have a chance to work on different kinds of portrait, but also learn some ways to approach people for pictures.

8:25am - We now hop off the train at the sleepy local station of Lang Co. Nearby, we can find a fantastic little fishing community on the edge of the lagoon, where the locals use traditionally hand-woven coracle boats to bring in their catch. Now we're looking at how to shoot relationship shots, telling a story about the people in their working environment, in this case a stunning subtropical lagoon.

9:30am - Time to hit the road back up towards the Hai Van Pass. On the way up, we'll capture magnificent landscapes overlooking Lang Co lagoon and beach. This must be one of the most spectacular coastal roads in the world.

11am - We reach the top of the Hai Van Pass, with jaw-dropping views both north towards Lang Co and Hue, and south, over the city of Danang. High up over the roadside shacks offering snacks, we find the remains of several war era bunkers and gun emplacements, now popular places for locals to have their wedding shots taken. These make for fascinating foreground features for our landscapes, and also interesting subjects in their own right.

11:30am - Time for a spot of lunch and coffee, before we head back down to Danang. We'll also be reviewing some of the great pictures we've taken during the tour in a scenic spot.

1pm - Hotel drop-off and farewell





Vietnam by Rail

CROSSING THE **HAI VAN PASS** IS OUT OF THIS WORLD

Discover Vietnam from south to north by rail while learning the art of travel photography. Our journey begins in Saigon, with an exploration of the residential areas alongside the tracks. After a trip to the stunning sand dunes of Mui Ne, we head north on the Reunification Express, travelling along Vietnam's eastern coast towards Danang and Hoi An, and crossing the Hai Van Pass, one of the world's most spectacular train journeys. Following a day among the mountain temples and rice paddies of Ninh Binh, we enjoy a couple of days in the world heritage site of Ha Long Bay. Our final stop is the historic capital of Hanoi, where we arrive in time for the Liberation Day holiday celebrations. Over the course of the tour, with the guidance of our Vietnam in Focus tour leaders, we shoot, choose and edit a 12-picture story of life along Vietnam's railway.

**TOUR DATES**


2021 - 21st April - 1st May
2021 - 5th April - 15th September
2022 - 21st April - 1st May
2022 - 6th September - 16th September

TOUR INCLUDES

Transfers upon arrival and departure
Accommodation as indicated in the itinerary
All transportation
Meals as indicated in the itinerary
Daily activities and excursions
All gratuities
local guides and government permits

TOUR EXCLUDES

Domestic or International Airfare
Travel Insurance
Visas
Alcoholic beverages



Itinerary

DAY 1 - ARRIVAL IN SAIGON

Participants arrive at various times during the day, with complimentary pick-up by private car from the airport and transfer to our boutique hotel in District 1. In the evening we will all meet for a delicious Vietnamese meal at a gourmet restaurant in the heart of Saigon. We have an overview of the tour and introductions before an early night.

DAY 2 - SAIGON

We have a dawn start, with pick-up from the hotel at 5am, and it's time to head out for Saigon's railway tracks. Trains are arriving from the north, and we wander down the railway tracks into the residential area of the city, where houses line the embankment. We work on a photographic story of life along Saigon's railway, heading to a vibrant market for a local breakfast and coffee and review of the morning's shoot. Time to return to our hotel for a rest, and we'll meet again for lunch. After lunch, we head to the Cafe Apartments, a striking old apartment block which has been converted into a multi-storey building of boutique cafes. We return to the hotel for a rest and dinner, and then enjoy a boat trip on the Saigon River by night.

DAY 3 - SAIGON - MUI NE

We catch our first train of the trip this morning, to take the short journey for coastal Mui Ne, and arrive before lunch. In the late afternoon we head out to Mui Ne's spectacular sea of red and gold sand dunes, a mini-Sahara in Vietnam's south. We'll be looking at landscapes in this stunning area, but also documenting some of the small fishing communities along the coast. Overnight at our beachside hotel.

DAY 4 - MUI NE - DANANG

At dawn we head for Mui Ne fishing village to capture the boats and fishermen bringing in their overnight haul of tropical seafood. A lively market ensues on the beach, and we'll be working on portraiture and relationship shots to create a story of morning at the fish-

ing village. We return to Mui Ne and relax at the hotel or the beach. In the afternoon we catch our train north from nearby Thap Cham. We'll have time before bed for a review of pictures taken so far on the trip.

DAY 5 - DANANG AND HOI AN

We arrive at Danang station in the early morning, and head straight for our hotel in Hoi An. We'll have a relaxing morning, hitting the beach, cycling or simply enjoying the tranquility at our accommodation. There will be a sunset boat trip along the river to capture fishermen working with their nets and the lives of people living along the banks. In the evening we'll explore the beautifully-preserved ancient trading town of Hoi An, which is lit up by colourful lanterns along every small street.

DAY 6 - HOI AN - DANANG - HUE

This morning we make an early start for a special Danang On the Waterfront photo tour, catching the fishing coracles as they bring their catch into shore. Trawlers lay at anchor on the horizon as the sun rises, and fishermen arrive as a beach fish market gets into full sway. We then head up to Danang's city harbour to capture shots of boatbuilders, iceloaders and dockers in the midst of their working lives. After breakfast it's time to catch the passenger train over the Hai Van Pass. We climb up into the jungle-clad mountains overlooking the East Sea, the carriages snaking slowly around each ridge. A chance now to capture some spectacular pictures of one of the world's great railway trips. We arrive in Hue, and head to our hotel.

DAY 7 - HUE - NINH BINH

Hue Railway Station, like those of Hanoi and Haiphong, was built during the French colonial period, and is considered one of Vietnam's best-preserved and most beautiful colonial buildings. We'll spend some time capturing images of the station as trains arrive and depart in the morning. After a deli-

cious lunch sampling some of Hue's famous Imperial cuisine, we'll head out toward Lang Co Lagoon. The road follows the railway line to the Hai Van Pass, and we'll stop at various points to capture workers on the tracks and landscapes including the tracks. We'll also catch some of the trains passing by on their way both north and south. The line travels around beautiful Lang Co lagoon, and we'll spend time here towards sunset focusing on life at the water's edge. We return to Hue for dinner and catch our overnight train to Ninh Binh.

DAY 8 - NINH BINH

We arrive at mid-morning and check into our boutique hotel. We then have a day to explore the sights around Ninh Binh, including journeys by longboat along rivers and through caves at both Tam Coc and Van Long nature reserve. We will also visit Bich Dong, an ancient 'three-tiered' pagoda situated near Tam Coc. We have time to explore and photograph classic scenes of Vietnamese rural life, with conical-hatted farmers leading their buffaloes through the paddies.

DAY 9 - NINH BINH - HA LONG BAY


After a dawn start to capture sunrise among the karst mountains, our minibus takes us east towards Ha Long Bay. There is beautiful countryside along the way, and we'll be stopping in several carefully-chosen spots. We board our luxury Ha Long Bay junk at midday and have lunch as we cruise into the bay. The afternoon is spent relaxing on the junk as we float among Ha Long's forested karst islands, with a visit to caves and beaches. We have a sunset shoot from the deck of our junk, and a delicious seafood dinner.


DAY 10 - HA LONG BAY - HANOI

After breakfast, we visit a floating village, and capture fishermen at work in the bay. We'll have a group review of photos on deck before returning to port for lunch. Time to head back to Hanoi by road, arriving in the capital in mid-afternoon. We check into our boutique hotel and enjoy a last group dinner together.

DAY 11 - HANOI

On our final morning, we'll take a photographic wander along Hanoi's railway tracks as trains arrive and pass between the houses. Locals here carry on with their daily lives, cooking, washing, working and playing, interrupted only by the occasional train passing through. After breakfast, it's time to finalise our photographic stories of the tour, with a workshop and presentation at our hotel. After a celebratory lunch, we have free time to explore Hanoi and do any final shopping. Flights depart at various times of day.





ACCOMMODATION

Throughout the trip, we stay in comfortable and stylish hotels and resorts with many amenities. All have been carefully chosen based on personal research and experience, and offer top quality service. During our two nights on the train, we travel in comfortable shared 4 bunk compartments. You may book a private compartment for a surcharge.

The detailed list of accommodation

Saigon - Alagon Saigon Hotel & Spa (optional upgrade to Park Hyatt)

Mui Ne - Victoria Phan Thiet Beach Resort & Spa

Hoi An - Hoi An Coco River Resort & Spa

Hue - Hue Riverside Boutique Resort & Spa

Ninh Binh - Emeralda Ninh Binh

Ha Long Bay - Private Junks with Indochina Junk

Hanoi - MK Premier Boutique Hotel (optional upgrade to Sofitel Metropole)

TRANSPORTATION

We will spend two nights travelling on the re-unification express, and enjoy three shorter journeys along the way. The re-unification express trains are in good, clean condition, and we will be travelling by the best class available. There are clean toilet and washing facilities onboard, and the carriages are air-conditioned. The railway tracks are single gauge, meaning that trains travel at relatively slow speed. There are dining facilities onboard, although we have timed our journeys so we have almost all of our meals at quality restaurants

RECOMMENDED EQUIPMENT

- Camera
- Lens Selection (Landscape and Portraits)
- Tripod
- Extra Batteries and Media Cards
- Remote Trigger or Shutter Release
- ND Filters
- Circular Polarizer
- Smartphone
- Laptop and Storage Device
- Cables
- Travel Adapter







Golden Harvest

STUNNING **MOUNTAIN LANDSCAPES**
AND A **HARVEST-TIME** ENCOUNTER WITH THE MONTAGNARDS.

For the ultimate mountain photo adventure through Northern Vietnam, we head north to capture 'golden harvest' on the towering rice terraces of Mu Cang Chai and Sapa. With rainy season over and the harvest fast approaching, the paddies go from bright green to gold in a matter of weeks, a landscape photographer's dream. The Golden Harvest Festival in Mu Cang Chai attracts ethnic minority people from all over the north for markets and games in the centre of town. The road then takes us north to remote Lai Chau

province and the spectacular O Quy Ho Pass, before we arrive in the former colonial hill station of Sapa. From there we head into remote Hoang Su Phi, also home to a great arena of golden rice terraces at this time of year. In many paddies, the local ethnic minorities are already cutting the crops, and we'll capture stunning portraits of rural life. We round off the trip with an adventure in Ha Giang's incredible Dong Van Rocky Plateau, a staggering volcanic landscape home to a colourful array of ethnic groups.

**TOUR DATES**

2020 - 16th September - 30th September
2021 - 15th September - 29th September
2022 - 24th September - 8th October (TBC)
2023 - 24th September - 8th October (TBC)

TOUR INCLUDES

Transfers upon arrival and departure
4 Star Hotel & Eco Lodge Accommodation
All transportation
Meals as indicated in the itinerary
Daily activities and excursions
All gratuities
Local guides and government permits

TOUR EXCLUDES

Domestic or International Airfare
Travel Insurance
Visas
Alcoholic beverages



Itinerary

DAY 1 - HANOI

Flights arrive at various times of day and we'll have complimentary pick up to take you to your hotel. In the afternoon, we have a group orientation and meet and greet. We'll then head out for our first group dinner at a gourmet Vietnamese restaurant. Afterwards, we head out for a Hanoi by Night photo tour, taking in the Old Quarter streets, Hoan Kiem Lake, Ho Chi Minh's Mausoleum and the railway village.

DAY 2 - HANOI, THO HA

We'll start the day with sunrise at Hoan Kiem Lake, and we'll capture all the action as elderly Hanoians practice t'ai chi and aerobics, or even 'laughing yoga'. There will be a short walk through some of the Old Quarter's most atmospheric trading streets, like Hang Thiec and Hang Vai. We'll then enjoy breakfast together near St. Joseph's Cathedral. After a brief freshening up, it's time to head out for Tho Ha, a village renowned for its charming architecture and production of rice paper pancakes. Tho Ha retains the mud-brick houses and winding, narrow alleyways typical of the old Red River Delta, among which residents spread out their rice paper to dry. We return in late afternoon. After dinner, we head out to Hanoi Railway Station to catch the overnight sleeper train to Lao Cai.

DAY 3 - LAO CAI TO SAPA

We arrive in Lao Cai in the early morning and head straight up to Sapa to check into our hotel. We then head out to scenic Sin Chai village, where we have a close encounter with the local Red Dzaio people. Sin Chai's people are renowned for their handicrafts, such as clothing and handmade jewellery. We'll be talking to the villagers and taking photographs of daily Dzaio life. After lunch in Sapa, we head out to Chu Va hill. Our focus here is landscapes, and we'll be setting up here for some incredible sunset shots across the valley.

DAY 4 - SAPA TO MU CANG CHAI

It's an early start today to head west for Mu Cang Chai. On the way, we cross the legendary O Quy Ho Pass, and we'll grab some epic landscapes over the remote province of Lai Chau. The road to Mu Cang Chai offers plenty of scenic spots, but we'll also be stopping to capture local tribal life. We encounter H'mong, Thai, Tay and Dzaio people along the way. We arrive at the dramatically-set Mu Cang Chai Ecotourism in time for a late lunch. In the afternoon we head out to a couple of incredible locations to shoot the golden rice terraces in full splendour, and also capture some local farmers beginning to work the fields. The Harvest Festival is in full swing, so at night we'll head down into Mu Cang Chai town to check out the festivities, market stalls and famous local hospitality!

DAY 5 - MU CANG CHAI TO TU LE

Today we head further into the countryside towards Tu Le's concentric 'rice bowl' paddies. On the way, we'll climb up to La Pan Tan village. The route here winds through the most incredible rice terraces in Asia, and the village is home to H'mong tribespeople renowned for their colourful dress. Before reaching Tu Le, we also cross the Khau Pha Pass, one of northwest Vietnam's most spectacular journeys. We check into our ecotourism at Tu Le and have lunch here. The afternoon is to be spent exploring some remote villages near Tu Le, where we'll be meeting people from the Tay and H'mong tribes and shooting more golden sunsets among the paddies.

DAY 6 - TU LE TO BAC HA

We have a sunrise shoot in the stunning terraces near our ecotourism, and we'll be up early enough to capture workers on their way to the fields. After breakfast, we drive east, crossing the Red River at Lao Cai. We have lunch in Lao Cai and then travel to the River Chay valley, where we'll have a longboat trip upriver (dependent on river level) and landscape shoot in the area. From

there we head up in to Bac Ha town, where we overnight.

DAY 7 - BAC HA TO PAN HOU

This morning we rise very early for the Coc Ly ethnic minority market near Bac Ha. Local H'mong traders descend on this small lake-side market to buy and sell textiles, food and other goods. It's a great chance to capture authentic images of H'mong life. We then hit the road north for Hoang Su Phi. The area is home to incredible rice terraces, and there are stupendous landscapes along the way. We arrive at Pan Hou Ecotourism in late afternoon.

DAY 8 - BAN LUOC AND PAN HOU

We will shoot around Ban Luoc and Ta Su Choong today. We drive up to Ban Luoc at dawn (1.5 hours drive) and shoot some of the steep rice terraces on the way up. We'll then enjoy a walk around this stunning area, which has some of the north's most spectacular scenery. In the afternoon, we head up to Ta Su Choong, with more incredible landscapes and scenes of local life as the farmers begin their harvest. We drive back down to Pan Hou Eco Lodge towards sunset, when we hope to catch some classic pictures of farmers returning home from the fields. Overnight Pan Hou.

DAY 9 - PAN HOU TO NAM DAM

We'll travel from Pan Hou along remote backroads into Ha Giang. On the way, we have time to spend photographing the spectacular landscapes of 'Heaven's Gate' and Tam Son. At Nam Dam, we'll meet a Red Dzaio family, giving us an up-close look at the daily life and traditions of this minority. Long-time friends of ours, the family are also happy to sit for a portrait shoot, and we'll be focusing on composition and lighting for these kind of pictures. In the evening we enjoy some of the finest cuisine in the region, home-cooked by our Red Dzaio hosts. Overnight Dzaio Lodge.



DAY 10 - NAM DAM TO DONG VAN

The beautiful route into the Dong Van rocky plateau takes us past adobe mud villages and French colonial ruins. However, the main attractions are the unique landscapes and minority people of the rocky plateau. We'll stop at various points along the way to capture magisterial mountainscapes and colourful minority life. We'll also visit an old H'mong King's palace, once a major transit point in the region's historical opium trade. We arrive in the frontier town of Dong Van towards sunset. Overnight Dong Van.

DAY 11 - DONG VAN TO MEO VAC

After Dong Van town, we'll make the very short but spectacular journey through the clouds across the Ma Pi Lan Pass. As the light changes and the mist rises from Vietnam's deepest gorge, an unearthly scene of volcanic rock formations emerges, the vivid clothes of local H'mong, Nung and Hoa people like beacons in the dawn. We arrive at our ecolodge in Meo Vac in time for lunch.

In the afternoon, we'll enjoy a walk to a local H'mong village deep in the Ma Pi Leng valley and encounter some traditional hospitality, as well as capturing more stunning scenery. Overnight in Meo Vac.

DAY 12 - MEO VAC

This morning we visit Meo Vac's colourful ethnic minority market. People from a rich variety of ethnic minority groups descend from their villages in the mountains to trade, barter and catch up with old friends. It makes for a colourful and unique photographic project, with great chances for portraiture and pictures of people at work and play. After lunch, we enjoy an afternoon exploring the local area or relaxing at the lodge and catching up on picture editing. Overnight in Meo Vac

DAY 13 - MEO VAC TO BA BE

The back road from Bao Lac to Ba Be Lake takes us through some of the most stunning rural scenery in northern Vietnam. However,

today is a long drive, so we need to limit our stops. Descending from the mountainous borderlands, we glide past bright green paddy terraces and cascading waterfalls. The final stretch into Ba Be National Park brings us into a verdant valley, and face to face with the limestone mountain lakes that give this area its name. Overnight with our Tay minority friends at their eco lodge on the shore of Ba Be Lake.

DAY 14 - BA BE TO HANOI

We have a morning to explore and enjoy the lush area around Ba Be, with a guided boat trip around the enormous lake, including visits to a waterfall and enormous cave. After lunch we head back to Hanoi, arriving in the capital in late afternoon. We have a final farewell dinner together in the Old Quarter.

DAY 15 - HANOI DEPARTURE DAY

Flights depart at various times.



ACCOMMODATION

Throughout the trip, we stay in quality 4 star hotels or the best mountain eco-lodges available locally. In some places there are shared bathroom facilities.

There is a surcharge for single bookings. If you are open to sharing with someone outside your group, we will do our best to make sure your preferences are met.

The detailed list of accommodation for the tour is -

Hanoi - MK Premier
 Sapa - Pao's Hotel
 Mu Cang Chai - MCC Eco Lodge
 Tu Le - Tu Le Eco Lodge
 Bac Ha - Sao Mai Hotel
 Pan Hou - Pan Hou Eco Lodge
 Nam Dam - Dzao Lodge
 Dong Van - Hoa Cuong Hotel
 Meo Vac - Auberge de Meo Vac
 Ba Be - Ba Be Lakeside Bungalows

TRANSPORTATION

Throughout the tour we travel by comfortable, air-conditioned 16 seat private minibus. There will be enough room in the vehicle to carry our maximum 8 guests, guide, driver, luggage and camera gear. Please however bring a maximum of 1 large suitcase, small daypack and/or camera bag.

The night train to Lao Cai is in good, clean condition, and we will be travelling by the best class available. There are clean toilet and washing facilities onboard, and the carriages are air-conditioned.

RECOMMENDED EQUIPMENT

Camera
 Lens Selection (Landscape and Portraits)
 Tripod
 Extra Batteries and Media Cards
 Remote Trigger or Shutter Release
 ND Filters
 Circular Polarizer
 Smartphone
 Laptop and Storage Device
 Cables
 Travel Adapter
 Hiking Shoes





Myanmar by Rail

FOLLOW IN THE FOOTSTEPS OF KIPLING AND THEROUX

Discover magical Myanmar along the tracks of its nationwide railway, from bustling Yangon to the ancient temples of Bagan, exotic Mandalay to the placid waters of Inle Lake. We climb aboard for a photographic adventure, following in the footsteps of Kipling and Theroux. Myanmar's railways are slow but scenic, and highlights of the trip include the slow train from Inle Lake to Kalaw, and a jaw-dropping trip across the Gokteik Viaduct. Along the way we document a country on the cusp of incredible change. Our photographic tour leaders will help you to develop your composition and storytelling skills, and our team of local guides welcome us to the real Myanmar.



TOUR DATES

2020 - 3rd November - 16th November
2021 - 3rd November - 16th November
2022 - 3rd November - 16th November
2023 - 3rd November - 16th November

TOUR INCLUDES

Transfers upon arrival and departure
Accommodation as indicated in the itinerary
Meals as indicated in the itinerary
Daily activities and excursions
All gratuities

TOUR EXCLUDES

Airfare to and from destination, as well
as internal airfare where applicable
Trip cancellation insurance or any other
travel insurance
Visas
Alcoholic beverages



Itinerary

DAY 1 - ARRIVAL IN YANGON

Flights arrive at various times of day. We'll come to pick you up from the airport and take you back to our hotel for check in and orientation. In the evening we'll have a welcome dinner with the team at a gourmet restaurant in central Yangon. We return to the hotel for a group preview of the tour, and get an early night.

DAY 2 - YANGON

It's a dawn start for our first photo tour of the trip, and we head out by Circle Line train to the Panzaundaung market area to catch the trade as it starts for the day. The market offers great opportunities to capture portraits and details of Yangonese people and daily life. Then we explore a bustling river dock nearby, where fishermen are bringing their night-time haul. Our final stop is a beautiful golden pagoda near the railway tracks, and unknown to tourists. We'll photograph not only the pagoda and monks, but also the small village of fortune-teller shops that surrounds it. We catch the Circle Line train and return to our hotel for lunch and a rest. In the late afternoon, we head out to incredible Shwe Dagon Pagoda, and capture sunset as it sparkles on the roofs and spires of the golden temple.

DAY 3 - YANGON TO INLE

We catch a morning flight out of Yangon, arriving at He Ho airport for Inle Lake. We check in to our lakeside hotel at lunchtime. In the afternoon, we'll take a boat to explore some of the lake, including several villages on stilts and sunset over the floating gardens. We'll be taking a close look at the working lives of Inle's fishermen, and be working to get candid portraits as well as the dramatic landscapes for which the area is famous. Sunset is a special time on the lake, and we'll set up in a carefully-chosen spot to capture the full effect.

DAY 4 - INLE LAKE

This morning we catch the slow train

through the mountains to Kalaw. There are spectacular landscapes along the route, but also plenty of action in the train and at each stop to shoot. Families, saffron-robed monks, labourers and students catch a ride, while at every station, traders appear at the windows and board the train to hawk their goods. The journey gives us a real insight into rural Burmese life away from the tourism and commercial centres, and our pictures will reflect that. In particular, we'll have many chances to capture portraits of locals wearing the ochre-coloured thanaka face paint. We disembark at the mountain town of Kalaw, and in the afternoon, we'll enjoy a trek to photograph incredible scenery around the area. We return to Inle Lake before dinner.

DAY 5 - INLE LAKE TO MANDALAY

We fly out of He Ho airport in the morning, arriving at our hotel in Mandalay at lunchtime. Mandalay is renowned for its handicrafts, and in the afternoon, we explore marble, woodcarving and gold leaf workshops. There will be a special emphasis here on shooting detail shots - not only of the handiwork, but also the people involved in its production. We'll then head out to Amarapura for magical sunset shots of iconic U-Bein Bridge.

DAY 6 - MANDALAY

At sunrise we'll photograph Mandalay's renowned railway market, where traders set up right on the tracks, only moving their goods when the train rumbles through. Afterwards we take the public ferry from Mandalay to Mingun, where we'll visit three stunning pagodas, all major pilgrimage centres for regional Buddhists. There is a great deal of local life around all of these pagodas, and we'll be working on street photography as well as architectural shots and pictures of the pilgrim monks. At sunset we head up to Mandalay Hill, a great spot to catch pictures of monkeys playing in the pools around the monastery.



DAY 7 - TRAIN TO PYIN OO LWIN

It's a very early start this morning to catch the train north to Pyin Oo Lwin. We travel up into the mountains, along high ridges, and around hewn rock faces, jaw-dropping views of the valleys below opening before us as the sun rises. We share our carriage with a wide variety of local passengers, allowing for intimate portraits of authentic daily life. Our train arrives in the quaint hill station of Pyin Oo Lwin at mid-morning, and after a brief shoot around the town train station, we check into our hotel. In the afternoon we explore Pwe Kauk Waterfall, during the colonial period, known as Hampshire Falls.

DAY 8 - TRAIN TO HSIPAW ACROSS GOKTEIK VIADUCT

We pick up where we left off the day before, catching the northbound train at 8:30am for one of the world's great railway journeys. Now we climb even higher into the mountains, soon crossing the Gokteik Viaduct, a wonder of British colonial engineering. When completed in 1899, this was the world's highest railway trestle, standing at 250m above the river level below. Travel writer Paul Theorux memorably described it as 'a monster of silver geometry in all the ragged rock and jungle', and we'll be working to capture this incredible view. We arrive in the peaceful hill town of Hsipaw in late afternoon.

DAY 9 - HSIPAW

Hsipaw's eclectic Central Market gets going at 3:30am, and we'll head down as early as possible to catch the hill tribe traders bringing their goods into town. Shan, Kachin and other minorities mingle, barter and trade news among the bustling market stalls, and we'll be working on a picture story to capture the best of the action. In the afternoon, we'll take a half-day trek to some of the most scenic spots around the town, visiting several tribal villages and photographing daily life.

DAY 10 - HSIPAW TO MANDALAY

We now head back out of the mountains, this time by road; however we'll be stopping at various spots to capture life along the rail tracks that run parallel much of the way. We'll set up at a spot overlooking Gokteik Viaduct as the train passes over for spectacular shots of this amazing feat of engineering. There are plenty more spots to stop along the way back to Mandalay for landscapes and pictures of local life, and we'll arrive back in the district capital in late afternoon.

DAY 11 - FERRY TO BAGAN

We catch the morning express ferry to Bagan down the Irrawaddy River, a classic journey offering unique pictures of Burmese riverside life. We pass golden stupas and sleepy fishing villages, occasionally stopping to pick up and drop off more passengers along the way. It's an all-day journey downriver, and we'll bring along a delicious picnic for the ride. As well as all the photographic opportunities, it's a great chance to work on selection and editing of our picture stories from the trip so far. We arrive in Bagan towards sunset.

DAY 12 - BAGAN

It's an early start this morning for Balloons over Bagan, and we'll be capturing sunrise from the comfort of a basket hanging far above this jaw-dropping temple complex. A champagne breakfast is included with the trip. For those who prefer to keep their feet on the ground, we'll have an optional horsecart photo trip around Bagan. In the afternoon, we head out to explore some more of the incredible temples, both the famous spots and lesser-visited ones. We'll be looking especially closely at daily Burmese life as it's lived around the temples on the outskirts. Towards sunset, we head up Mount Popa to capture dramatic views of the surrounding countryside.



DAY 13 - BAGAN TO YANGON

We have a final morning to enjoy Bagan's temples or to relax, before catching our flight to Yangon. Back in the city, we'll explore the busy market streets downtown, focusing on the area around Sule Pagoda. This fascinating corner of the city plays host to pagodas, synagogues, mosques and churches, and the streets bustle with a rich cultural mix. In tea shops and at street stalls selling a diverse menu of snacks, we'll capture distinctive portraits of Yangon life.

DAY 14 - YANGON AND FAREWELL

On our final morning in Yangon together, we take a short train ride along the Circle Line to visit a colourful railway market, and then have lunch together at an atmospheric restaurant. We'll review our picture stories from the trip, and celebrate the end of this adventure. Flights depart at various times of day, with complimentary airport drop-off.



ACCOMMODATION

Throughout the trip, we stay in comfortable and stylish hotels and resorts with many amenities. All have been carefully chosen based on personal research and experience, and offer top quality service.

The detailed list of accommodation

Yangon - Jasmine Palace Hotel (paid upgrade to The Strand Hotel available)
Inle Lake - Amata Inle Resort
Mandalay - Bagan King Hotel
Pyin Oo Lwin - Hotel Pyin Oo Lwin
Hsipaw - Tai House Resort
Bagan - Bagan Golf Resort

TRANSPORTATION

The trains in Myanmar are slow, creaky, bumpy, and sometimes late, but an unparalleled adventure. We will only be taking relatively short daytime journeys by train, of two to six hours maximum (according to schedule). The longest journey will be from Pyin Oo Lwin to Hsipaw (six hours), but this is also the most spectacular one, traversing the immense Gokteik Viaduct. The train journeys in general are a visual feast for photographers, and we'll soon forget a bit of backache. Bathrooms on board vary in quality, but are generally serviceable. Dining facilities are not great, so we make sure to include as many meals before and after journeys as possible, and bring our own prepared picnics for the longer trips.

We'll be taking three domestic flights during the trip, from Yangon to Inle Lake, from Inle to Mandalay and from Bagan to Yangon. We use Myanmar's number one carrier, Myanmar Airways.

Our river cruise from Mandalay to Bagan is on a comfortable, modern tourist boat equipped with AC cabin, open deck and well-maintained bathroom and dining facilities. At all other times, we travel by comfortable 16-seat, AC minibus.

RECOMMENDED EQUIPMENT

Camera
Lens Selection (Landscape and Portraits)
Extra Batteries and Media Cards
Remote Trigger or Shutter Release
Circular Polarizer
Tripod
Smartphone
Laptop and Storage Device
Cables
Travel Adapter





Opium Trail

NORTHERN VIETNAM'S HISTORICAL OPIUM TRADE
AND THE **LANDSCAPE** IN WHICH IT FLOURISHED.

Capture the raw beauty and rich culture of northern Vietnam on the trail of its historical opium trade. We start at Hanoi's luxury Metropole Hotel, nestled deep in the capital's French Quarter, from where we'll enjoy photographic excursions to snap both remnants of Indochine and daily life in this fascinating city. We'll then catch the overnight Victoria Express train to the hill station of Sapa, a town blessed with a diverse population of montagnards, the colourful hill tribes of Vietnam, as well as spectacular surrounding rice terraces. Heading east through the vast mountains, we encounter colonial palaces and scattered ruins of French forts and gun emplacements, all remains of that nation's management of the opium trade in northern Vietnam a century ago. In Ha Giang province, we'll stay at an ancient H'mong house, now reconstructed as a homely eco-lodge, with 'opium rooms' still retained in the design. Our trip culminates with the unforgettable Meo Vac tribal market, a final photographic feast to round off a unique adventure



TOUR DATES

2020 - 3rd December - 15th December
2021 - 2nd December - 14th December
2022 - 3rd December - 15th December (TBC)
2023 - 3rd December - 15th December (TBC)

TOUR INCLUDES

Transfers upon arrival and departure
Accommodation as indicated in the itinerary
All transportation
Meals as indicated in the itinerary
Daily activities and excursions
All gratuities
Local guides and government permits

TOUR EXCLUDES

Domestic or International Airfare
Travel Insurance
Visas
Alcoholic beverages



Itinerary

DAY 1 - HANOI

Flights arrive at various times of day. We'll pick you up from the airport and transfer directly to our hotel, the historic Metropole. Opened in 1901, and designed in the classic French colonial style, the hotel has been welcoming the great and good for over a century, with former guests including Charlie Chaplin, Graham Greene, Jane Fonda, and more recently Brad Pitt and Angelina Jolie. As well as a swimming pool and stylish cocktail bar, there is even a war-era bomb shelter on the premises. After settling in, we'll meet up that evening for welcome drinks and dinner, and a look at the adventure ahead.

DAY 2 - HANOI - SAPA

We'll make a reasonably early start the next morning to explore the French Quarter and other vestiges of the colonial past in modern-day Hanoi. Our wander will include the Opera House, Hoa Lo prison, which served as a detention centre for both Viet Minh revolutionaries during the colonial period and American POWs such as John McCain during the Vietnam War, and St. Joseph's Cathedral. We'll also sample some of the culinary remnants of Indochine, like Hanoi-style filter coffee, freshly-baked banh my sandwiches and bo sot vang, beef in red wine sauce. Along the way, we'll capture pictures of the city's bustling street-life and develop a photo story about today's Hanoi. We'll have a delicious lunch at a restaurant set in a restored colonial mansion, then head out to the Museum of Ethnology for an introduction to the history and tribal cultures of northern Vietnam. This will give us a strong foundation for our understanding of the adventure to come, the people we'll encounter and the place of the opium trade in the history of this part of the world. After a late afternoon rest back at the hotel, we'll enjoy dinner together before climbing aboard the luxury Victoria Express sleeper train to Sapa. The train passes through a residential area, with many houses right next to the tracks, before crossing Long Bien Bridge,

built by the French in 1902, and known at the time as Paul Doumer Bridge, after the governor-general of French Indochine. Indeed the railway line north, travelling all the way to Kunming in China, was originally laid as a way of connecting these colonial outposts and maximizing trade as well as arms shipments to the Kuonmintang. Today the line remains a single-gauge one, meaning a slow but comfortable journey through the night and into the Lien Hoang Son mountain range.

DAY 3 - SAPA

We arrive in Lao Cai at dawn, and our private car takes us up the short and winding route to Sapa, with mist rising from the rice terraces alongside, and H'mong and Dzao traders appearing from trails out of the forest. We'll stop to capture shots at carefully-chosen locations, with a look at how to shoot landscapes with a human perspective. We arrive at the Victoria Hotel for check-in and breakfast at around 8am. This boutique hotel draws design inspiration from both Indochine and the tribal cultures of the area, and will serve as a luxurious HQ for our time in Sapa. After a brief wander around Sapa town to visit the tribal market we'll strike out for a photographic trek into the spectacular rice terraces around town. Along the way we encounter people from the area's diverse tribal communities, including Red Dzao, Black H'mong and Tay. We'll visit minority villages and photograph people living their daily lives, both at work and play. The H'mong in particular once had a close relationship with the government of Indochine, and they are still the most extroverted and entrepreneurial of the tribes in this region, with many speaking foreign languages such as English and French more fluently even than they speak Vietnamese. Towards late afternoon we head up to the O Quy Pass, to capture one of the region's most stunning sunsets, with unforgettable views across the northwest mountains. Overnight at Victoria Hotel Sapa.

DAY 4 - SAPA - BAC HA

Today we begin our journey east, travelling to Bac Ha town in time for the big ethnic minority market. H'mong, Hoa and Tay people descend on the town to trade, barter and catch up with old friends, making for a carnival of colour and festivity. We'll be working on a photo story about the market, including context shots, portraits, and a focus on details. It's also a great time to pick up some souvenirs, such as textiles and antiques (look out for the opium pipes) but make sure to put your haggling hat on! We'll have lunch in Bac Ha, and then visit 'Nha Vuong Meo', the H'mong King's Palace. This well-preserved, palatial house served as the home of France's chosen local chief, who helped to manage the opium trade in this area. We'll explore the interior of the palace, and also look at how to take different kinds of architectural shot, particularly using original framing techniques. Later, we head down to the River Chay, where we'll enjoy a longboat trip up the beautiful gorge to Tien Cave. Landscape photography opportunities here are fantastic, especially as the sun begins to dwindle in late afternoon. Overnight at our boutique hotel in Bac Ha.

DAY 5 - BAC HA - PAN HOU

We head into stunning, remote Hoang Su Phi province, the road taking us alongside many steep rice terraces. This mountainous area is home to a rich tapestry of ethnic minorities, most living as they did a century ago, except for the occasional mobile phone and the omnipresent motorbike. We'll take our time to work on landscapes at several stunning spots, and also photograph local people along the way. We reach beautiful Pan Hou Eco-Lodge in time for lunch. In the late afternoon, we'll take a short trek to explore the local area, and have an introduction to the minority people of the area, visiting their villages and photographing their daily life. Pan Hou Eco-Lodge offers spa and traditional massage, which will be a welcome relief for weary photographers. We'll enjoy dinner and drinks in the lodge's stylish restaurant.

DAY 6 - PAN HOU

It's worth getting up early this morning for a sunrise shoot in the mountains above the eco-lodge. As well as the splendid light, people are on their way to work in the fields, and children on their way to school, making for fantastic candid pictures of the life of the montagnards. After breakfast, we'll head out for a trek to several nearby minority villages, giving us a close-up encounter with the fascinating and hospitable people of this area. We return to the lodge for lunch. In the afternoon, we'll have a group review of photographs taken so far, and a look at selecting the best images from our collection. Dinner and overnight at Pan Hou.

DAY 7 - PAN HOU - NAM DAM

We hit the road again today, this time heading north into legendary Ha Giang province. The route takes us first out of the mountains into Ha Giang city, but we're soon heading up again towards the Dong Van Rocky Plateau. A winding road takes us up steep cliffs and then through small local towns. Our first glimpse of the Plateau before us is at 'Heaven's Gate' above Quan Ba town. We'll stop here for panoramic landscapes, before heading down to our eco-lodge near



Quan Ba town. Our eco-lodge is based in a traditional Red Dzao village, and we'll have a unique opportunity to meet and talk to the villagers. They're very happy to pose for portraits, and also for us to photograph them at work and play, as we have a strong friendship with the people here, going back many years. The surrounding countryside is also something to behold, and we'll have a short trek in the valley below towards sunset, with a chance to capture some incredible landscapes. Our eco-lodge is designed according to the style of traditional Dzao homes, but equipped with very comfortable beds and running hot water. We'll settle down for a delicious home-cooked meal with our Dzao hosts before bed-time.

DAY 8 - NAM DAM - DONG VAN


It's an early start this morning, with some spectacular sights to come. We first travel through an immense gorge, overlooked by towering, jagged peaks, and here we find ruined battlements erected by the French colonial army. The battlements are situated just above the road, giving guards a sniper's

eye view of anyone travelling the road south. This is a great spot to capture shots of the gorge and river rushing through. We follow the road up into the fertile and forested hills around Yen Minh, where we break for lunch. In the afternoon, we climb up steep ascents to the rocky plateau, an unearthly landscape of volcanic rock and boulders. We'll take our time to admire and capture pictures of the scene, and also images of the colourfully-clothed minority people eking out a life in this barren land. At Sa Phin, we stop at the H'mong King's Palace, a simpler, but no less striking counterpart of the one in Bac Ha. The Palace houses photographs and artefacts, such as opium pipes, dating back a century. It's then a short drive to our resting point for that night, Dong Van, and we check into our very comfortable hotel.

DAY 9 - DONG VAN - MEO VAC

After breakfast, we'll trek up to the ruins of a French fortress overlooking Dong Van, a spot offering a hawk's eye view of the whole valley. Then our minibus takes us up to the Ma Pi Leng valley, the deepest gorge in





South-East Asia. The views here are astounding, even compared to what's come before, the road winding along the side of the gorge, the river Nho Que a sliver of blue far below. We encounter more of the volcanic humps we saw yesterday, but these ones are four or five times the size, and many contain enormous caverns. Tiny H'mong villages spill across the mountainsides, bringing the true vastness of this landscape into perspective. We'll take our time to enjoy and photograph this unforgettable place before heading down to our eco-lodge in Meo Vac.

DAY 10 - ME0 VAC

Explore Meo Vac on foot. Our eco-lodge is a H'mong fort restored as a boutique accommodation, and we'll enjoy a morning relaxing at the lodge, sharing pictures and discovering the locale. After lunch, we venture into the lower part of Ma Pi Leng, and we'll take a short trek to discover traditional H'mong villages. We encounter minority people living much as they must have more than a century before, reliant on the thin produce of the land, especially corn. We return to the eco-lodge after sunset at Ma Pi Leng, and enjoy a delicious meal by a roaring fire.

DAY 11 - ME0 VAC - HA GIANG

Meo Vac ethnic minority market starts early, with tribal people descending from all over the surrounding area. Many come to town on foot, travelling from their villages since before dawn. As well as a busy trading

event, for livestock, textiles and agricultural produce, this is a social event. The food stalls within the market fill up with market-goers for a breakfast often involving bottles of corn wine and much laughter and gossip. Naturally, this is a fantastic photographic experience, so it's best not to get too distracted by the offers of a morning bottle of corn wine. We'll work on a 3 picture story exploring the people and activity at the market. After a last lunch at our lodge, we hit the road back to Ha Giang, travelling a different route through the rocky plateau. There are still some fantastical landscapes along the way, and we'll venture into picturesque adobe villages near the road to photograph daily life up-close. We arrive in Ha Giang in late afternoon, and check into our comfortable hotel.

DAY 12 - HA GIANG - HANOI

Today, we hit the road back to Hanoi, following the Ha Giang river south, and return to the capital in early evening. We check back into the Metropole before dinner together.

DAY 13 - HANOI DEPARTURE

We meet after breakfast for coffee and a picture selection session and review. It's been a spectacular adventure, with many pictures to choose from, but we will edit our selection down to a final story. After a final lunch together, we are free to explore Hanoi or set off for further adventures. Flights or other transport depart at various times, with complimentary transfer.



ACCOMMODATION

Throughout the trip, we stay in quality 4 & 5 star hotels or the best mountain eco-lodges available locally. In some places there are shared bathroom facilities. There is a surcharge for single bookings. If you are open to sharing with someone outside your group, we will do our best to make sure your preferences are met

The detailed list of accommodation

Hanoi - Sofitel Metropole Legend Hotel

Sapa - Victoria Sapa Hotel

Bac Ha - Sao Mai Hotel

Pan Hou - Pan Hou Ecolodge

Nam Dam - Dzao Lodge

Dong Van - Hoa Cuong Hotel

Meo Vac - Auberge de Meo Vac

Ha Giang - Ha Giang Phoenix Hotel

TRANSPORTATION

Throughout the tour we travel by comfortable, air-conditioned 16 seat private minibus. There will be enough room in the vehicle to carry our maximum 5 guests, guide, driver, luggage and camera gear. Please however bring a maximum of 1 large suitcase, small daypack and/or camera bag.

RECOMMENDED EQUIPMENT

Camera

Lens Selection (Landscape and Portraits)

Tripod

Extra Batteries and Media Cards

Remote Trigger or Shutter Release

ND Filters

Circular Polarizer

Smartphone

Laptop and Storage Device

Cables

Travel Adapter





Tailored Experience

Our unparalleled knowledge of travel, culture and shooting great photography in Vietnam means we are experts in designing tailor-made photo tours. We have planned and run tours for everyone from professional photographers on a mission to amateurs who want to get to know their cameras better. Create your ideal photographic adventure.

Why Choose Us

Vietnam in Focus is a local tour operator and we know the country better than any other photo tour group. We hold all of the necessary licences and permits to provide your group with access to unique photography locations in Vietnam.

Our photo tours and workshops are guided by our hand-picked local and international professional photographers. You will be able to work with our guides to offer a variety of resources to help your students improve their photography, from sharing knowledge on tour to post-processing sessions.

We have a strong partnership with the best hotels and eco-lodges in Vietnam to provide the most comfortable and stylish accommodation. Your students will also have plenty of chance to enjoy the best of Vietnam's world-famous cuisine at our favourite restaurants throughout the country.

We have a range of vehicles to accommodate any number of guests. We can organize minibus, 4X4 and motorbike tours. We take the safety of our guests as number one priority, and our drivers are carefully vetted and of course licensed.

We can tailor-make any tour, all year round, based on the unique needs of your guests and budget. At Vietnam in Focus, we will take care of everything, ensuring all of the necessary documentation and certifications required for a smooth and hassle-free trip.

When you partner with Vietnam in Focus, you are partnering with the most experienced and reliable photography travel agency in the region. We are recommended by Lonely Planet, The Guardian, Le Petit Fute and have been 5 star rated at Trip Advisor for over 8 years.



Karen Willshaw

AUSTRALIAN PHOTOGRAPHER

I was the photography tour organiser for our small group travelling to Northern Vietnam and Ha Long Bay with Vietnam in Focus for a 12 day trip. This is my second trip with ViF and I must say, what an experience. Our group experienced some of the most amazing scenery, food and photography expertise anyone could wish for. The team were so dedicated, sharing and explaining tips and techniques to ensure our photography improved.

Our tour saw us travelling to Quan Ba with incredible and indescribable scenes over Heavens Gate, Me Pi Leng passage, and the Rocky Plateau, down to Ba Be lake then returning to Ha Noi. The accommodation was excellent; food superb and company amazing.

Our side trip to Bai Tu Long an area of Ha Long Bay was the icing on the cake after a full on week of travelling. A private junk was organised for this wonderful part of the trip and it was just what we all needed to relax and rejuvenate.

I have to congratulate Vietnam in Focus for allowing us to capture the REAL essence of Vietnam. I'm already planning my return trips (yes TRIPS) next year with Vietnam in Focus.

Huge thanks to the whole team!

DAY AND FEATURED TOUR REVIEWS

The tour was very well organised. Duc, our photo guide, was nice, kind and very helpful with photo composition and techniques. The places we visited were very special and, especially the handicraft village, was quite simple but full of photo opportunities. Duc is very knowledgeable of the sites and he is a good guide. Alex, from the office, helped with an efficient and prompt organisation for making the day very successful.

Alex

HONG KONG

If you want to meet the people, learn from the people and gain a glimpse and some understanding of the people and their way of life, then I highly recommend you contact Vietnam in Focus for your trip of a lifetime. Their sound knowledge, choice of sites and activities and their photographic tour guides are just something special you don't find everyday. Thank you so much for enriching my life everyone.

Debbie

AUSTRALIA

We had a great, local experience in Hanoi with Vietnam in Focus. I know we would not have had the same impression of Hanoi if we had not been with the excellent guides Duc and Linh on our tour. They showed us local spots that we would have missed on our own. They were both attentive to our camera settings and angles while helping us set up shots. The numerous fantastic shots we were able to take have formed the memories we have of our stay in Hanoi. It was particularly helpful for Duc and Linh to speak to the local people to communicate our intentions of wanting to take pictures of them in their daily routines, therefore no etiquette was compromised and we were able to get shots we would not have gotten on our own. I will definitely be looking into more extended tours with Vietnam In Focus.

Christine

USA

I had 3 photo tours with "Vietnam In Focus" in different locations with different guides. Professionalism is the only word that truly describes a group of passionate people (at the office as well as in the field). All three tours exceeded my expectations. The photographer guides are photographers themselves, they know the places inside out and most importantly you get to go to "behind the scenes" places. I wouldn't have had the opportunity to cover so much if it wasn't for them. You get what you pay for and if you are after the best, Vietnam in Focus is as close to perfect as it can get.

Alexis

RUSSIA



Our team boast publication credits in The New York Times and Vice Magazine, among many others, meaning the knowledge we impart is top-level. At the same time, Vietnam in Focus tours have been recommended by Lonely Planet, The Guardian and Le Petit Fute, as well as rating five star at Trip Advisor for over seven years. We've even led National Geo-graphic and the Travel Channel through Vietnam.

RECOMMENDED BY	WORKED WITH	PUBLISHED BY BY
  	 	  

We love to make a difference. We work with local NGOs like Peace House Shelter and Change Vietnam to raise awareness about social and environmental challenges in Vietnam. By joining a tour with us, you're helping to improve people's lives and the environment.



WEBSITE

www.vietnaminfofocus.com

EMAIL

info@vietnaminfofocus.com

PHONE

(+84) 079 515 0522
(Alex Sheal) General Manager

FACEBOOK

VietnamInFocus

INSTAGRAM

@vietnaminfofocus_phototours
#vietnaminfofocus